


Reliable / Energy / Precision

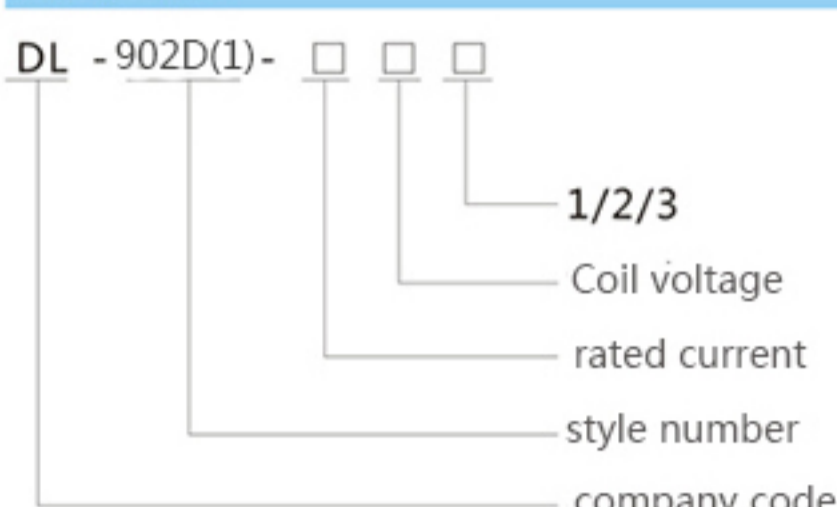
# DL-902D (1)



## Features



## STYLE



## feature

- pulsed excitation for single or double coil
- strongly load, available for 100A/250VAC
- as required by customer to weld the accessories
- outline dimension 40\*31\*21 ( mm )

## Specification

### Contact

Contact Form	1B	
Contact Resistance	Max.1.0mΩ(1A 6VDC)	
Contact material	Silver Alloy	
Contact Load(resistive)	100A 250VAC	
Max. operating voltage	250VAC	
Max. operating current	100A	
Max.operating power	25KVA	
Lifetime	Mechanical life	5×10 <sup>5</sup> times
	Electrical life	1×10 <sup>4</sup> times
Max.short Current	3000A/10ms	

### Specification

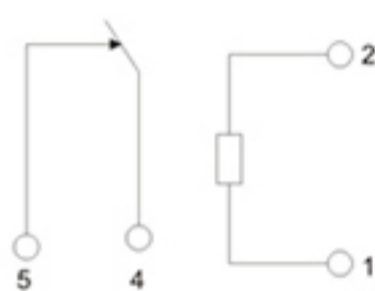
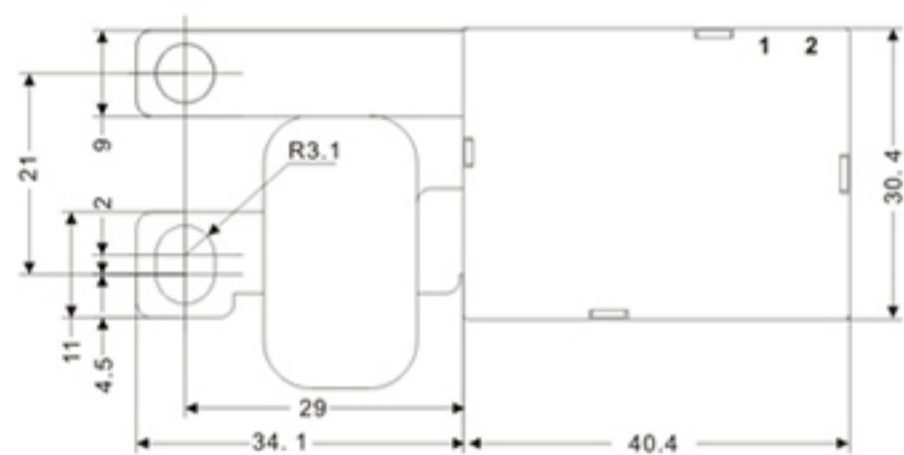
cut-in time (under rated voltage)	30ms Max	
turn-off time (under rated voltage)	30ms Max	
Relative humidity	45%-90%RH	
Dielectric strength	between dielectric and coil	4000VAC 50/60Hz(1Min)
	between trun-off coil	1500VAC 50/60Hz(1Min)
insulation reisitance	500MΩ Min. (500VDC)	
Ambient humidity	-40°C~+70°C	
Shock	98m/s <sup>2</sup>	
vibration	10-55HZ, 1.5mm	
weight (without accessories)	65g	

## Coil sepcification ( 20°C )

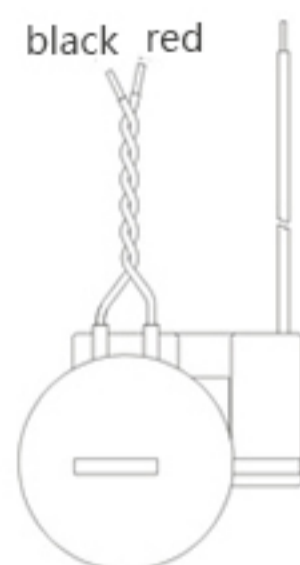
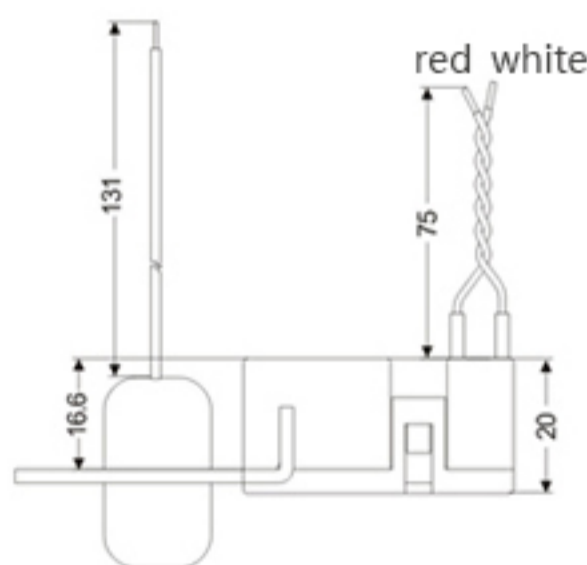
Rated voltage ( VDC )	Coil resistance(Ω)±10%		coil power (W)		cut-in voltage (VDC)	turn-off voltage (VDC)	overvoltage (VDC)	pulse width (ms)
	Single coil	double coil	Single coil	double coil				
6VDC	24	12/12	1.5W	3.0W	≤75%	≤75%	≤150%	≥90ms
9VDC	60	30/30						
12VDC	96	48/48						
24VDC	384	192/192						
48VDC	1536	768/768						

## outline dimension , wiring(Unit mm)

### Single coil



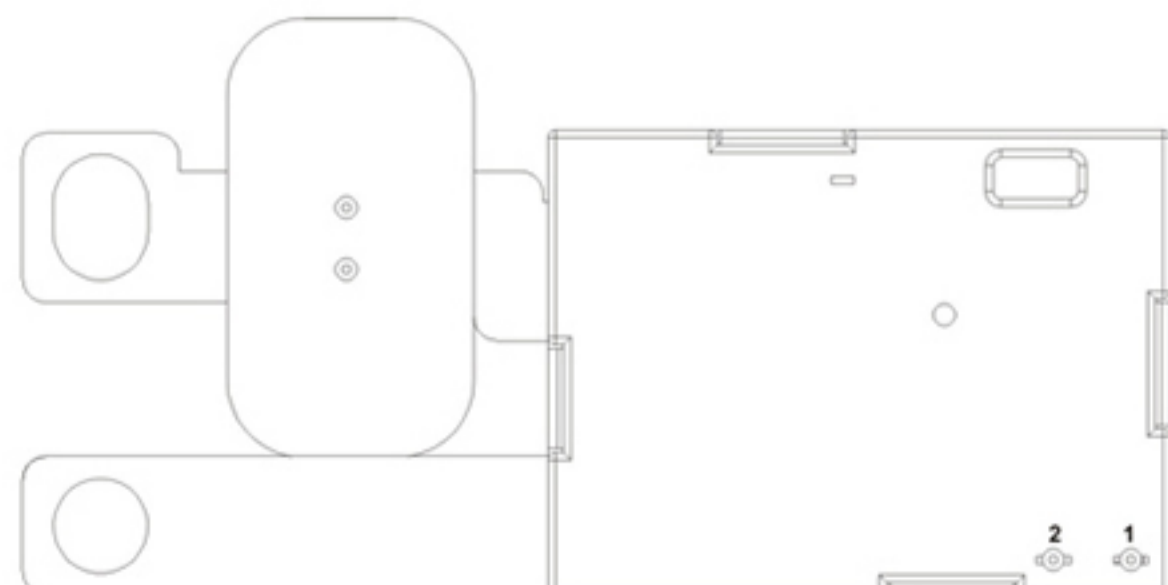
- 1(+), 2(-) 4-5 closure
- 2(+), 1(-) 4-5 break
- 6 Positioning pins (optional)



Note: Product not note tolerance, when the size is less than equal to 1mm, tolerance of plus or minus 0.2mm; when the size of 1 to 5mm, tolerance of plus or minus 0.3mm; when the size of greater than or equal 5mm, tolerance of plus or minus 0.5mm.

## typical specifications diagram (unit: mm)

DL-902D-100A-1



## typical application

- intelligence electric meter
- electric remote control
- power combination switch